

DID YOU KNOW?

about our... **NW21 SOLAR SCREW KITS DUAL THREAD**





CONSTRUCT[®]

Solar panel screw kit-assembled with EPDM sealing washer and three flanged hexagon nuts. Pre-drilled hole required.

For the mounting of solar panels on **timber framed** roof structures. Suitable to be used with most types of roof cladding.

NW21 SOLAR SCREW KIT - DUAL THREAD 304 STAINLESS / HEC

Part	QFind	Size	ØM (mm)	ØD (mm)	Length L (mm)	Pack Qty
MTFENW2108150	NW2108150	M8	8	8	150	50
MTFENW2108200	NW2108200	M8	8	8	200	25
MTFENW2110160	NW2110160	M10	10	10	160	25
MTFENW2110200	NW2110200	M10	10	10	200	25
MTFENW2110250	NW2110250	M10	10	10	250	25
MTFENW2112200	NW2112200	M12	12	12	200	25
MTFENW2112250	NW2112250	M12	12	12	250	25
MTFENW2112300	NW2112300	M12	12	12	300	15
MTFENW2112350	NW2112350	M12	12	12	350	15
MTFENW2112400	NW2112400	M12	12	12	400	15

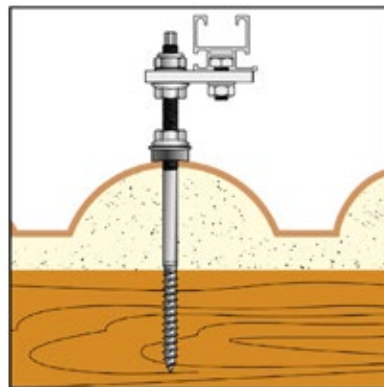
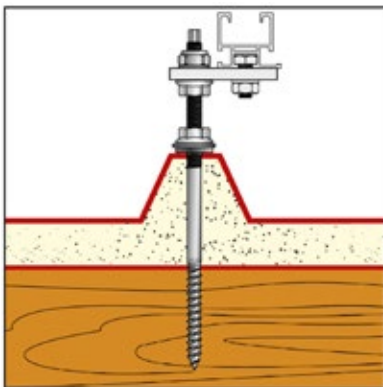


External
Hex Drive
A/F= 7mm

**NEW
PRODUCT**



Installation



Timber Installation

Supplied
assembled

NW21 Solar Screw Kit includes:

- 1 x EPDM based TPV (thermoplastic vulcanizates) sealing washer- black.
- 3 x 304 Stainless Steel Hex Flanged nuts with locking serration (ISO 4161 / DIN 6923)

DID YOU KNOW?

about our... **RWA22 SOLAR SCREW KITS DUAL THREAD**



CONSTRUCT[®]

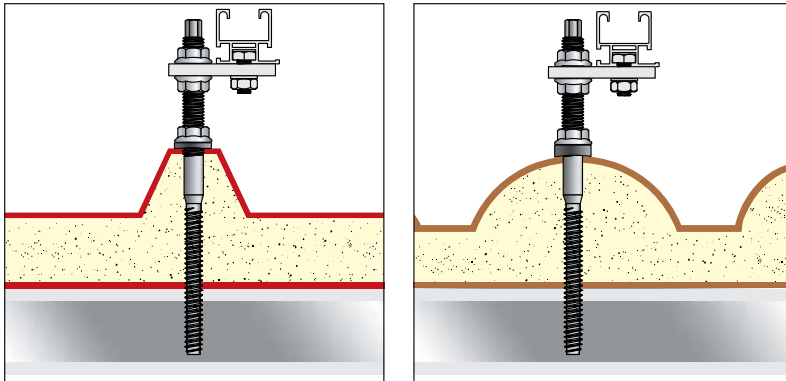
Solar panel screw kit-assembled with one EPDM sealing washer, one washer, and four hex nuts. Pre-drilled hole required.

For the mounting of solar panels on **metal framed** roof structures. Suitable to be used with most types of roof cladding.

RWA22 SOLAR SCREW KIT - DUAL THREAD 304 STAINLESS / HEC

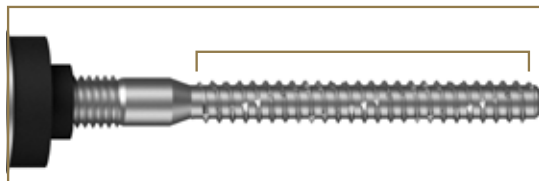
Part	QFind	Size	ØM (mm)	ØD (mm)	Length L (mm)	Pack Qty
MTFERWA2208200	RWA2208200	M10	10	8	200	25
MTFERWA2208250	RWA2208250	M10	10	8	250	25

Installation




RWA22 Solar Screw Kit includes:

- 1 x EPDM based TPV (thermoplastic vulcanizates) sealing washer- black.
- 1 x A2 S/S washer (ISO 7089 / DIN 125)
- 2 x A2 S/S hex nuts (DIN 934)
- 2 x A2 S/S hex flanged nuts with locking serration (ISO 4161 / DIN 6923)



Self-Tapping

Screw thread pre-drilled hole required. Fixing into steel battens or brackets.

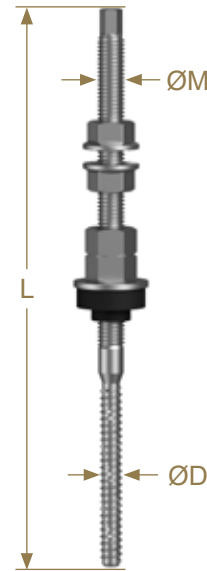


External Hex Drive
A/F= 7mm



Metal Installation

NEW PRODUCT



Supplied assembled

